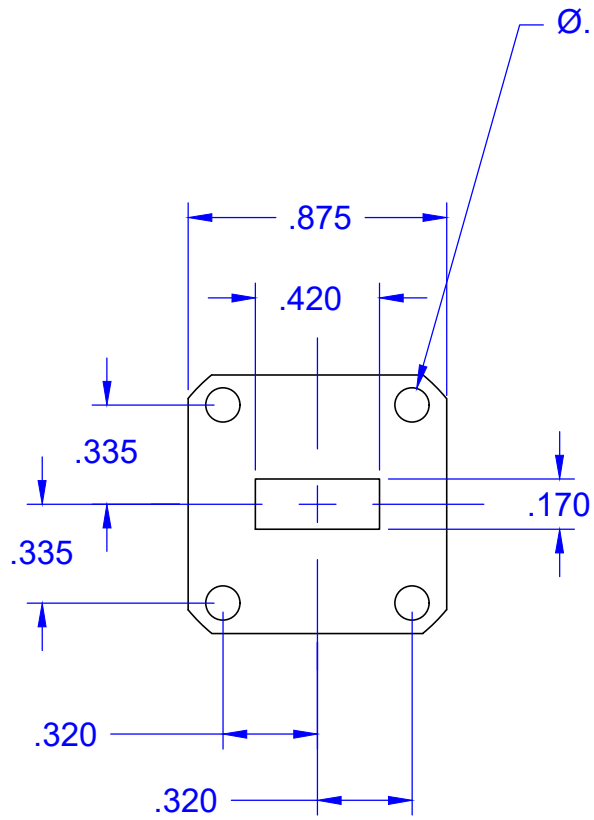
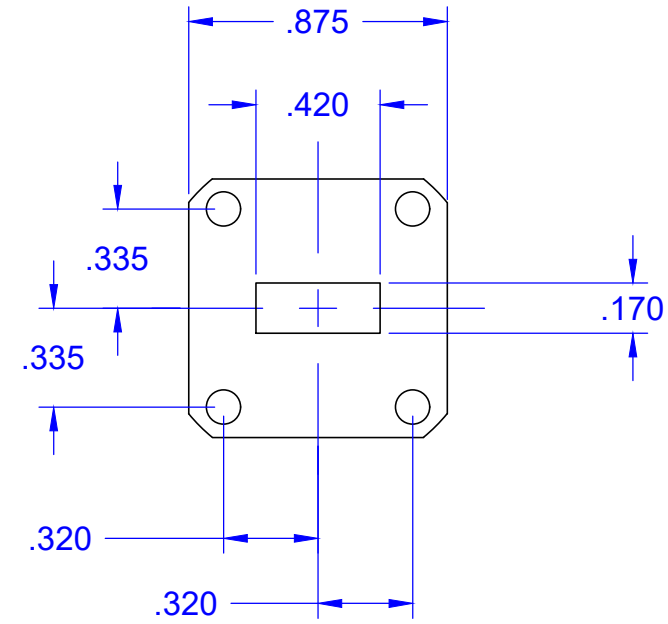
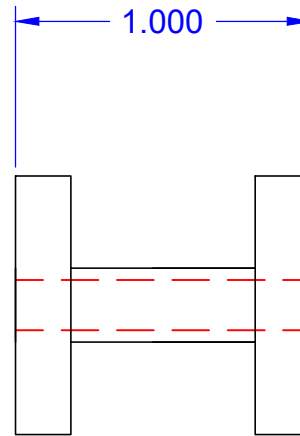


| REVISIONS |             |      |          |
|-----------|-------------|------|----------|
| REV       | DESCRIPTION | DATE | APPROVED |
| --        | --          | --   | --       |



UG 595 FLANGE



UG 595 FLANGE

| QTY   | PART NUMBER | DESCRIPTION                   |    | ITEM  |
|---|-------------|-------------------------------|----|---|
| UNLESS OTHERWISE SPECIFIED<br>ALL SURFACES $\sqrt{32}$    |             | <p>THIRD ANGLE PROJECTION</p> |    | <p><b>Mi-Wave</b> Millimeter Products Inc.</p> <p>TITLE</p> <p><b>690K-1.00/595<br/>OUTLINE</b></p> |
| DIMENSIONS ARE IN INCHES<br>TOLERANCES ARE:               |             |                               |    |   |
| DECIMALS: .1234 +/- .0005<br>.123 +/- .005<br>.12 +/- .01 |             |                               |    |   |
| ANGLES: +/- .5 DEGREES                                    |             |                               |    |   |
| ALL THREADS TO BE 2A OR 2B                                |             | DATE: 2/12/2016               |    |   |
| REF DWG# --   |             | SHEET NO.                     | OF | SIZE  |
| ORIGINAL DWG# 20016                                       |             | 1                             | 1  | A   |
|   |             | DWG NO                        |    |   |
|   |             |                               |    | 25894   |